

CRATER LAKE ELITE



















[Diamant] Magicblack matt



[Trapez] White

WHEEL SIZE	SIZE/CM	ARTICLE NO. EU
28" Diamant	S/45	628 013 690
28" Diamant	M/50	628 013 691
28" Diamant	L/55	628 013 692
28" Diamant	XL/60	628 013 693
28" Trapez	S/45	628 013 694
28" Trapez	M/50	628 013 695
28" Trapez	L/55	628 013 696

-  6061 aluminium, international disc brake standard
-  SR Suntour NEX DS, 63 mm travel, 9 mm QR
-  Shimano TX800, 8-speed
-  Shimano TY710
-  Shimano ST-EF510
-  Shimano HG200, 12-32T
-  Shimano FC-TY301, SQ, 48/38/28T
-  Shimano BSA
-  aluminium, riserbar, 680 mm
-  aluminium, 31,8 mm
-  Sport Saddle
-  aluminium, 27,2 mm
-  Shimano BR-M375, 160 mm / 160 mm
-  Rodi Viper 21, 29" 622-21, Shimano TX-505 CL, 9 mm QR / 9 mm QR
-  Schwalbe CX Comp, 622-40
-  Gent: Magicblack matt, Lady: White